

## Multi-Factor Authentication Setup for Clients

Download the app called Thomson Reuters Authenticator using your smart phone.



### Thomson Reuters Authenticator

Thomson Reuters Tools

★★★★★ 657

Everyone

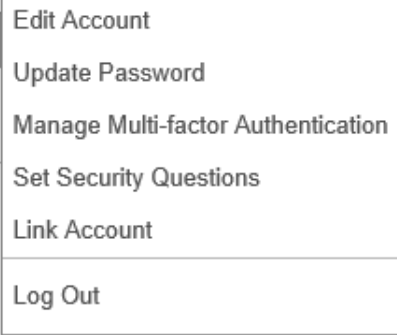
⚠ You don't have any devices.

🔖 Add to Wishlist

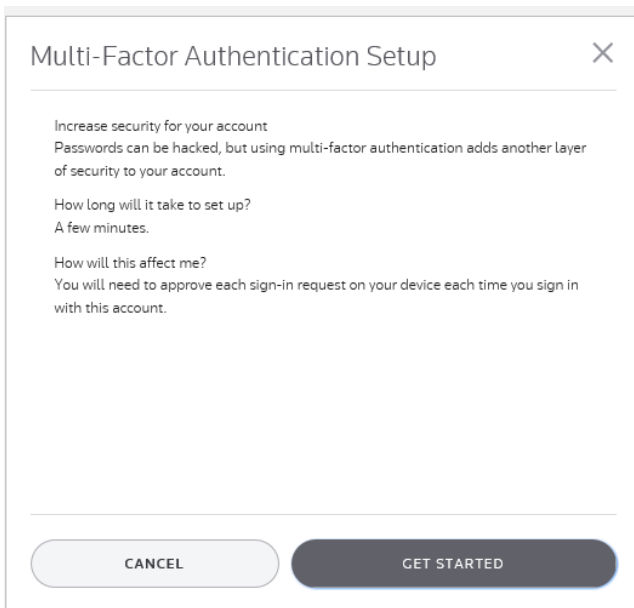
Install

After you download the app, you can log into the portal via our website at [www.pbminc.net](http://www.pbminc.net). You will likely be asked to set up the Multi-factor Authentication. Select *Set Up Now*. If you do not wish to set it up you can select *Remind Me Later*. It is not a requirement to access your portal.

If you are not prompted to Set Up Now and you wish to do so, once you login to your portal, select your name in the top right-hand corner and scroll down to Manage Multi-factor Authentication.



Select Add Option when prompted. You will re-enter your password. Once you do so, you will begin the setup process:

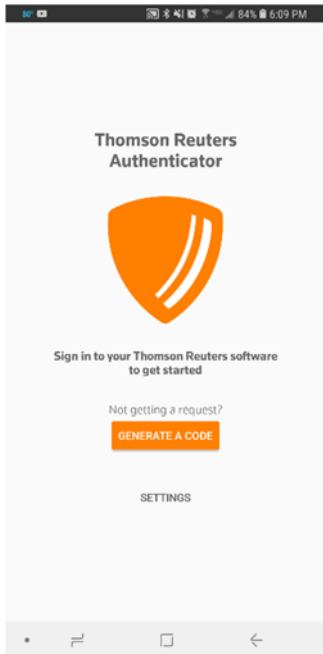


## Multi-Factor Authentication Setup for Clients

You will be asked to use your phone to take a picture of the QR code that comes up. This will then verify who you are.



After you complete the setup, your phone should look like this. There is nothing further that needs to be done.



When you log into any Thomson Reuters program, you will get a notice on your phone that will look like this. Everytime you login you will get a message on your phone asking to verify that it is you logging in.

## Multi-Factor Authentication Setup for Clients

